



COVID-19 Employee Impact Model

Estimate the short-term impact of COVID-19 on your employee population

COVID-19-Related Challenges For Employers



Inability to model and mitigate the full impact of COVID-19 on employee health



Lack of insight into the employee risk surrounding COVID-19 across geographic regions



Insufficient information around the financial and cost impact of COVID-19



Difficulty putting together an informed action plan based on real-time epidemiological data

We're here to empower results:

To learn more about the COVID-19 Employee Impact Model, please contact [Mark Scarafone](#) or [Peggy Sheedy](#)

Which organizations are best candidates for this analysis?

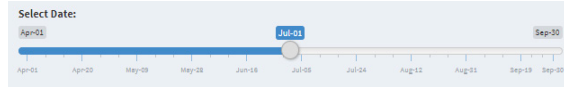
The COVID-19 Employee Impact Model can provide excellent value for mid-sized to very large companies, however smaller employer sizes may see limited value in the results.

Cutting Edge Data Modeling

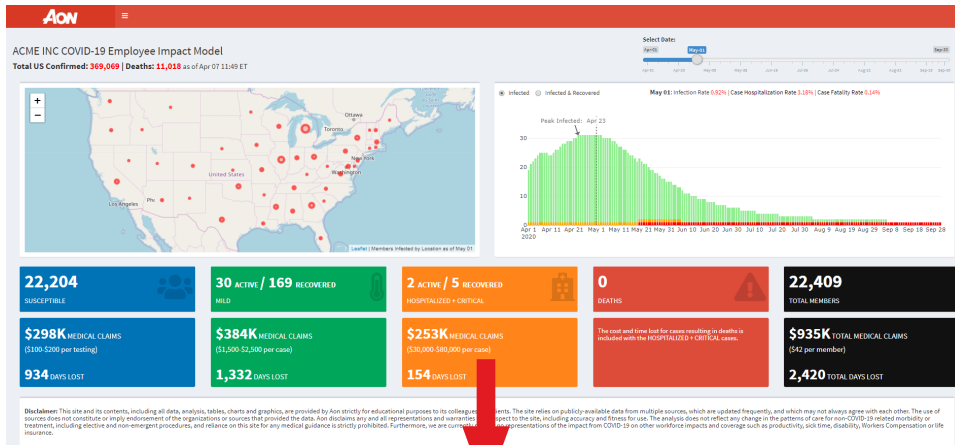
Aon's COVID-19 Employee Impact Model forecasts the impact on your employee population based on geographic-specific infection rates and advanced epidemiologic models. The model draws from several quality epidemiological sources, including The U.S. Centers for Disease Control and Prevention (CDC) and The COVID Tracking Project, as well as consultation with national carriers and labs.

Sample Model Results

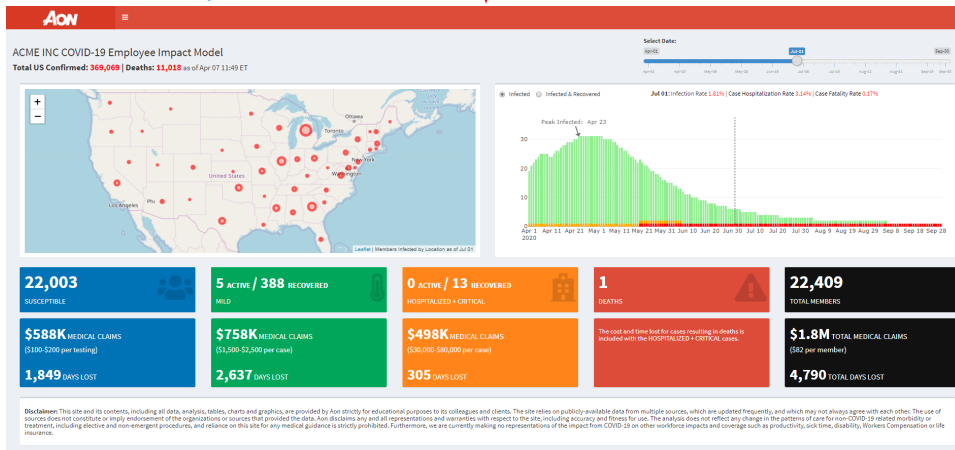
Select a date to see projected cases and medical claims cost for your employee population.



SAMPLE MODEL 1 – MAY 1



SAMPLE MODEL 2 – JULY 1



COVID-19 Employee Impact Model

The model provides a short-term forecast to estimate the COVID-19 impact on your employee population using your census data.

Key Features Include:

- Adjust for essential employees and industry-specific infection exposure
- View population impact by geographic area over time
- Model infection peak for each employer group
- Estimate the number of mild cases, hospitalizations, ICU visits, and fatalities based on specific population demographics
- Model impact of mitigation measures and mitigation end date
- Estimate health care costs associated with testing and treatment
- Estimate employee days lost by case severity
- Powered by a cloud-based platform always updated with latest data and forecasts
- Global population modeling coming soon

How Aon Can Help

In addition to providing your real-time COVID-19 impact results, Aon can help you leverage the data to make strategic decisions surrounding your workforce, including benefits costs, time off, and paid leave. The model has broad applicability and its functionality and scope is rapidly increasing over time.

About Aon

Aon plc (NYSE:AON) is a leading global professional services firm providing a broad range of risk, retirement and health solutions. Our 50,000 colleagues in 120 countries empower results for clients by using proprietary data and analytics to deliver insights that reduce volatility and improve performance.

© Aon plc 2020. All rights reserved.

Disclaimer

This site and its contents, including all data, analysis, tables, charts and graphics, are provided by Aon strictly for educational purposes to its colleagues and clients. The site relies on publicly-available data from multiple sources, which are updated frequently and which may not always agree with each other. The use of sources does not constitute or imply endorsement of the organizations or sources that provided the data. Aon disclaims any and all representations and warranties with respect to the site, including accuracy and fitness for use. The analysis does not reflect any change in the patterns of care for non-COVID-19 related morbidity or treatment, including elective and non-emergent procedures, and reliance on this site for any medical guidance is strictly prohibited. Furthermore, we are currently making no representations of the impact from COVID-19 on other workforce impacts and coverage such as productivity, sick time, disability, Workers Compensation or life insurance.

